



= 17,5kg




= 15,0 kg

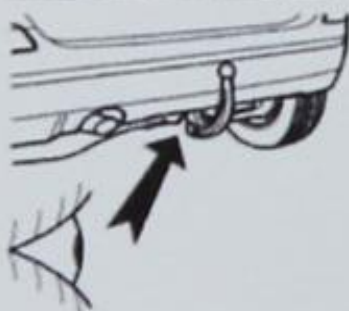




= 32,5kg



= max. 45,0kg

S = max.  = ??kg



S =		
40kg	32,5kg	max. 7,5kg
50kg	32,5kg	max. 17,5kg
60kg	32,5kg	max. 27,5kg
70kg	32,5kg	max. 37,5kg
75kg	32,5kg	max. 42,5kg
>80kg	32,5kg	max. 45kg

